



JCB LOADALL | 535-125

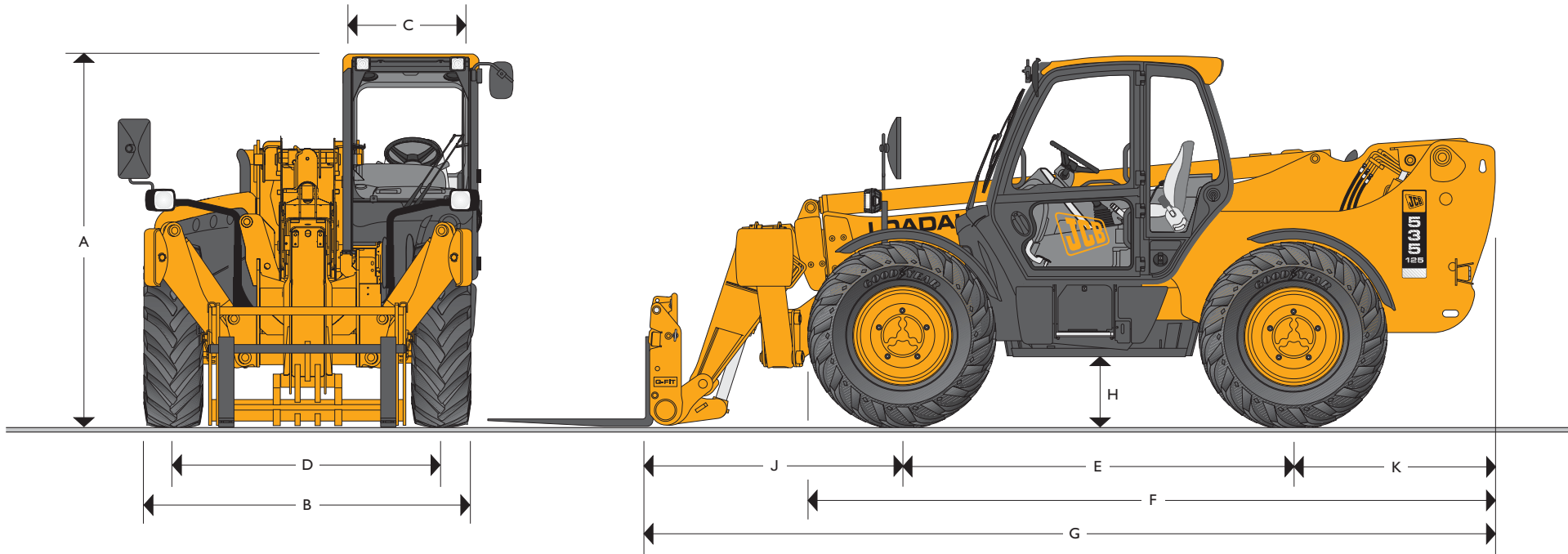


MAX. PAYLOAD:

3.5 tonnes (7716lb)

MAX. LIFT HEIGHT:

12.3 metres (40ft 4in)




STATIC DIMENSIONS

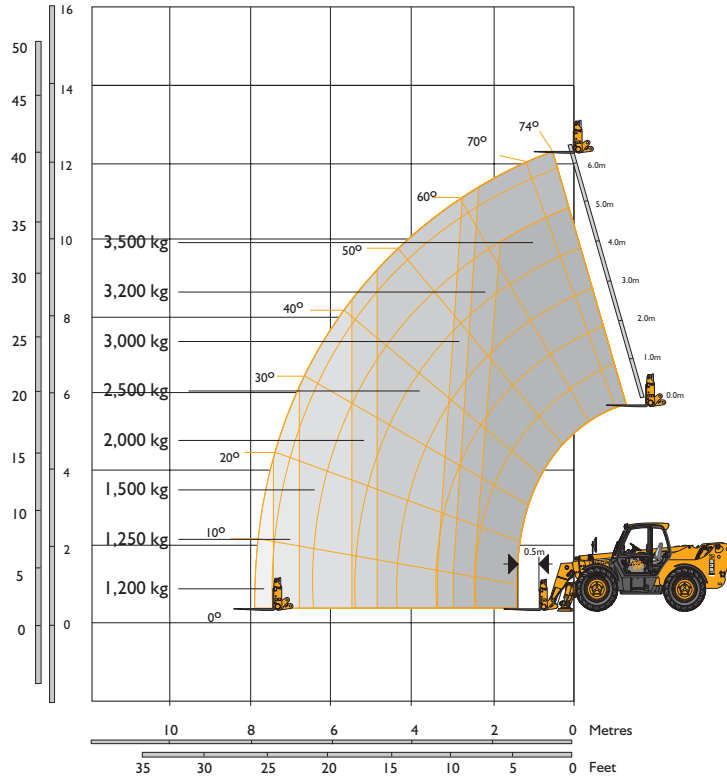
Machine model	535-125
	m (ft-in)
A Overall height	2.59 (8-6)
B Overall width (over tyres)*	2.35 (7-9)
C Inside width of cab	0.94 (3-3)
D Front track	1.90 (6-3)
E Wheelbase	2.75 (9-0)
F Overall length to front tyres	4.83 (15-10)
G Overall length to front carriage	5.84 (19-2)
H Ground clearance	0.40 (1-4)

Machine model	535-125
	m (ft-in)
J Front wheel centre to carriage	1.62 (5-3)
K Rear wheel centre to rear face	1.47 (4-8)
Overall width with stabilisers fully deployed	2.56 (8-4)
Outside turn radius (over tyres)	4.0 (13-2)
Carriage roll back angle	degrees 41.5
Carriage dump angle	degrees 9.6
Weight	kg (lb) 9410 (20745)
Tyres	15.5/80-24

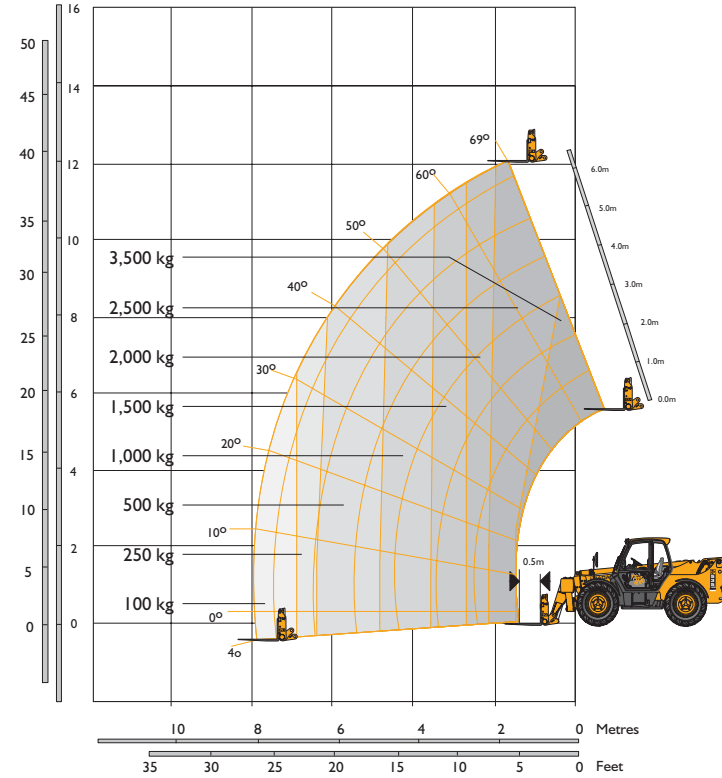
*Dependant upon tyre specified.



LIFT PERFORMANCE – STABILISERS EXTENDED



LIFT PERFORMANCE – STABILISERS RETRACTED



Chassis Levelling (Sway)
With stabilisers retracted (Sway angle $\pm 9^\circ$)

LIFT PERFORMANCE – STABILISERS EXTENDED

With Stabilisers Extended		
Maximum lift capacity	kg (lb)	3500 (7716)
Lift capacity to full height	kg (lb)	3200 (7055)
Lift capacity at full reach	kg (lb)	1200 (2646)
Lift height	m (ft-in)	12.3 (40-4)
Reach at maximum lift height	m (ft-in)	0.6 (2-0)
Maximum forward reach	m (ft-in)	8.0 (26-3)
Reach with 1 tonne load	m (ft-in)	8.0 (26-3)
Placing Height	m (ft-in)	11.5 (37-8)

Complies with FEM stability test 4.00 IR. Lift heights are with stabilisers fully extended.

LIFT PERFORMANCE – STABILISERS RETRACTED

With Stabilisers Retracted		
Maximum lift capacity	kg (lb)	3500 (7716)
Lift capacity to full height	kg (lb)	2500 (5512)
Lift capacity at full reach	kg (lb)	100 (221)
Lift height	m (ft-in)	12 (39-4)
Reach at maximum lift height	m (ft-in)	1.44 (4-9)
Maximum forward reach	m (ft-in)	8.0 (26-3)
Reach with 1 tonne load	m (ft-in)	4.89 (16-0)
Placing Height	m (ft-in)	11.5 (37-8)

Complies with stability test EN1459 annex B.



ENGINE

Latest technology and advanced design provides low fuel consumption, reduced noise, high torque and power output, total reliability and minimal maintenance. Two-stage, dry type air filter with primary and safety elements.

Machine Model – 535-125		Standard	Option	Option*
Displacement	ltr (in ³)	4.4 (269)	4.4 (269)	4.4 (269)
No. of cylinders		4	4	4
Bore size	mm (in)	103 (4.05)	103 (4.05)	103 (4.05)
Stroke	mm (in)	132 (5.0)	132 (5.0)	132 (5.0)
Aspiration		Naturally aspirated	Turbo	Turbo Intercooled
Power rating				
Power @ 2200rpm	kW (HP)	63 (85)	74.2 (100)	93 (125)
Torque rating				
Torque @ 1200rpm	Nm (lbf ft)	320 (236)	–	–
Torque @ 1300rpm	Nm (lbf ft)	–	425 (313)	525 (387)

*Not available on stabilised only models.

TRANSMISSION

JCB powershift transmission incorporating torque converter, bevel box and a 4 speed powershift gearbox in one resiliently mounted unit.

A combined steering column mounted switch incorporating directional control and 4 forward and 4 reverse powershift gears. Travel speed 25kph (15.5mph). Optional 33kph transmission.

Front and rear drive axles: JCB epicyclic hub reduction drive/steer axles with Max-Trac torque proportioning differentials. Permanent 4 wheel drive.

BRAKES

Service brakes: Servo-assisted-hydraulically activated, self-adjusting, oil-immersed multi-disc type on front and rear axle.

Parking brake: Hand operated disc brake on output of gearbox. (93kW/125hp – oil immersed disc type).

BOOM AND CARRIAGE

Boom is manufactured from high tensile steel.

Low maintenance, hard wearing pads.

JCB Q-fit self-levelling carriage with lever operated pin locking accepts pallet forks and a wide range of attachments.

One boom end auxiliary hydraulic service fitted as standard.

SAFETY CHECK VALVES

Fitted to carriage tilt, telescopic and boom lift rams.

SERVICE CAPACITIES

Fuel tank	litres (UK gal)	125 (27.5)
Hydraulic tank	litres (UK gal)	131 (28.2)
Coolant	litres (UK gal)	23 (5.1)

HYDRAULICS

Two stage gear pump with suction strainer and filter.

Operating system pressure	bar (psi)	241 (3500)
Pump flow	ltrs/min	110
Hydraulic Cycle Times		Seconds
Boom raise		9.9
Boom lower		7.6
Extend		13.0
Retract		13.7
Bucket dump		2.2
Bucket crowd		2.9

ELECTRICS

12 v negative earth. 130 AH battery. 95 amp alternator. Full road lighting. Reversing light. Direction indicators. Hazard warning. Reverse alarm.

CAB

Quiet safe and comfortable cab conforms to ROPS ISO 3471 and FOPS ISO 3449. Tinted glass all round. Laminated roof screen. Roof bars, front, rear and roof screen wash/wipe and heater/screen demister. Opening rear window. Audio-visual warning system for coolant temperature, engine oil pressure, air cleaner, battery charge, transmission oil temperature and pressure, water in fuel. Hourmeter and road speed indicator. Engine temperature, fuel gauge and inclinometer.

Mechanical joystick, direct acting hydraulic control levers. Adjustable steer column with stalk bar powershift change and forward reverse shuttle. Throttle and brake pedal. Adjustable deluxe seat with adjacent park brake fitted.

Automatic eye level audio-visual load moment indicator warning system receiving a signal from a load sensor on the rear axle.

This system continuously monitors the machine's forward stability and leaves the operator in control at all times.

Optional indicator lamp to show when the stabilisers are on firm ground.

Safety canopy as above but with side glass and roof glass only (screen wiper and heater/screen demister not applicable).

STEERING

Hydrostatic power steering.

Three steer mode options: front wheel steer; all wheel steer; crab steer: operated from in the cab by a selection switch.

OPTIONS AND ACCESSORIES

Options: Front and rear working lights, rotating flashing beacon, fire extinguisher, radial industrial tyres, electrical 2/4WD select, limited slip differential in front axle, windscreen and roof guard, air suspension seat, deluxe cab trim with smoking pack, roof and front screen blind, radio kit, heavy duty battery, air conditioning, clearview carriage, sideshift.

Attachments: Contact your local dealer for details of the comprehensive range.



A GLOBAL COMMITMENT TO QUALITY

JCB's total commitment to its products and customers has helped it grow from a one-man business into Britain's largest privately owned manufacturer of backhoe loaders, crawler excavators, wheeled excavators, telescopic handlers, wheeled loaders, dump trucks, rough terrain fork lifts, industrial fork lifts, mini/midi excavators, skid steer loaders and tractors.

By making constant and massive investments in the latest production technology, the JCB factories have become some of the most advanced in Europe.

By leading the field in innovative research and design, extensive testing and stringent quality control, JCB machines have become renowned all over the world for performance, value and reliability.

And with a global sales and service network of over 400 distributors and agents, the company exports over 70% of its production to all five continents.

Through setting the standards by which others are judged, JCB has become one of Britain's most impressive success stories.

